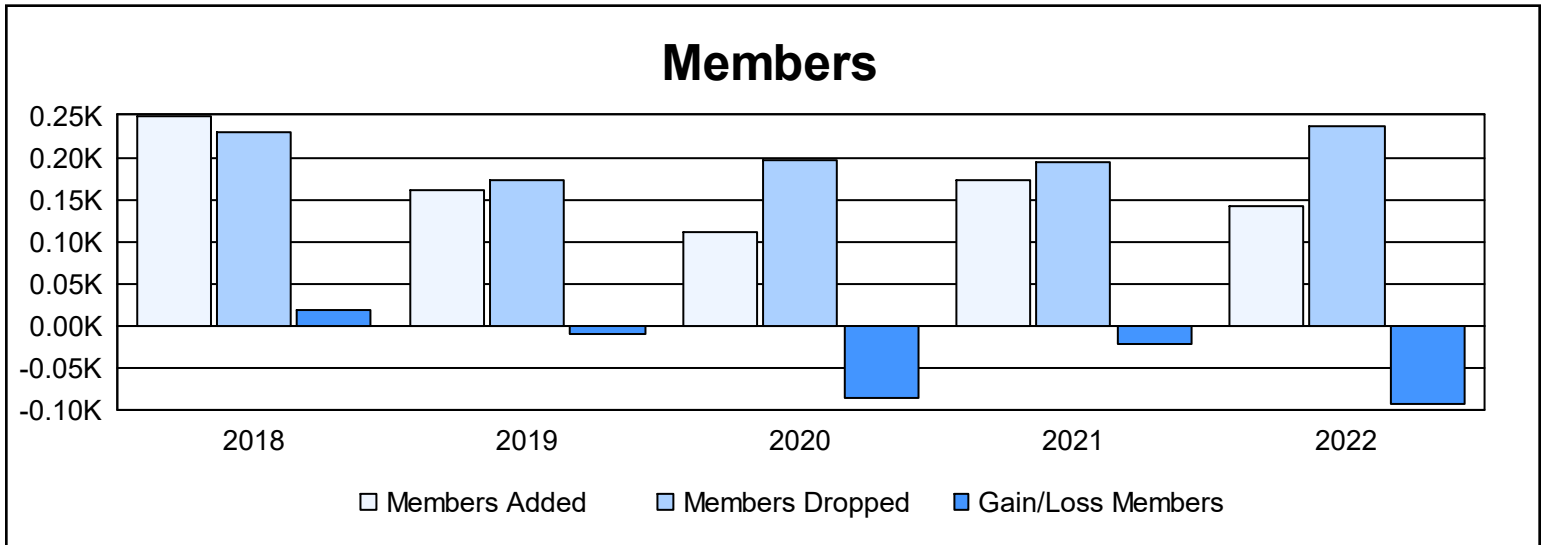
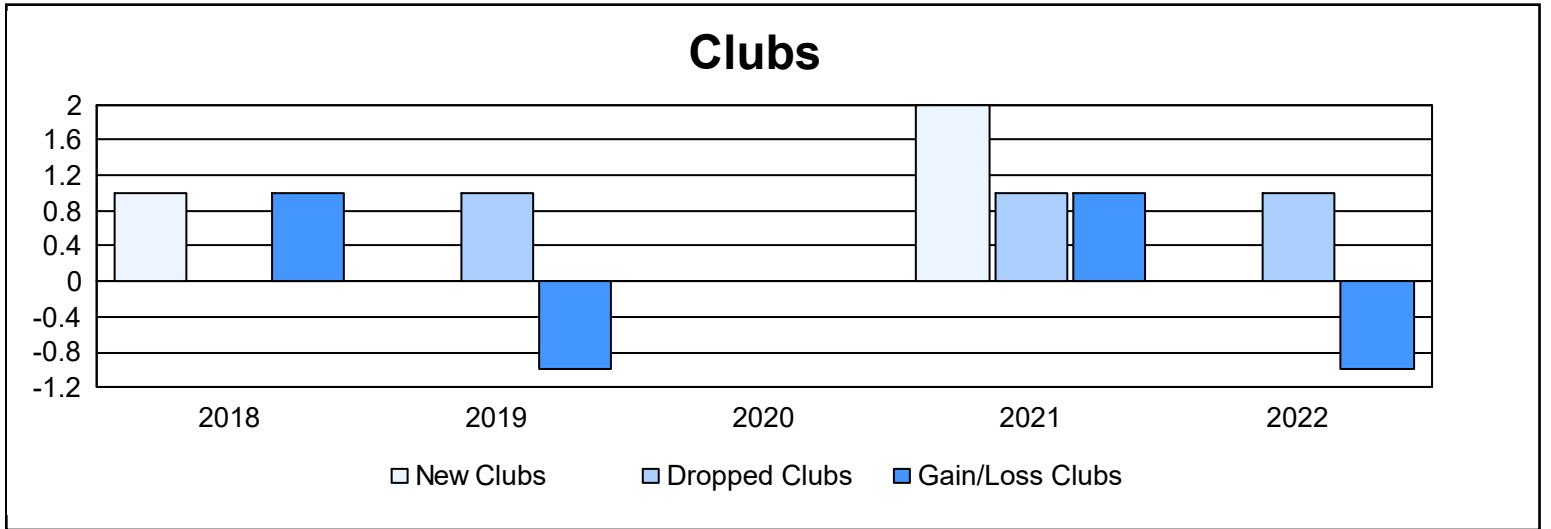
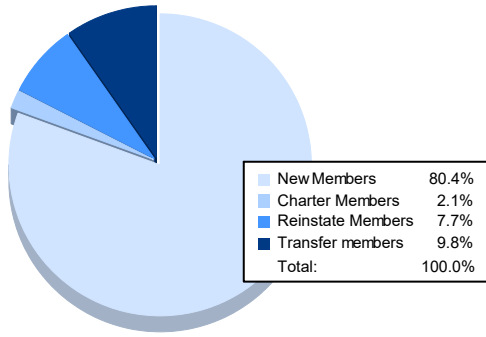


| Year | New Clubs | Dropped Clubs | Gain/ Loss Clubs | New Members | Charter Members | Reinstate Members | Transfer Members | Total Member Added | Total Members Dropped | Gain/ Loss Members |
|----------------|-----------|---------------|------------------|-------------|-----------------|-------------------|------------------|--------------------|-----------------------|--------------------|
| 2017-2018 | 1 | 0 | 1 | 185 | 25 | 31 | 7 | 248 | 230 | 18 |
| 2018-2019 | 0 | 1 | -1 | 145 | 0 | 6 | 11 | 162 | 173 | -11 |
| 2019-2020 | 0 | 0 | 0 | 95 | 1 | 4 | 11 | 111 | 197 | -86 |
| 2020-2021 | 2 | 1 | 1 | 121 | 42 | 6 | 3 | 172 | 193 | -21 |
| 2021-2022 | 0 | 1 | -1 | 115 | 3 | 11 | 14 | 143 | 237 | -94 |
| Average | 1 | 1 | 0 | 132 | 14 | 12 | 9 | 167 | 206 | -39 |



Membership Composition June 2022 Cumulative



Gender Composition June 2022 Cumulative

